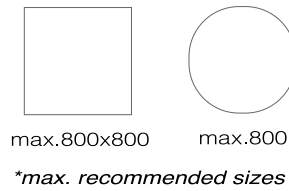
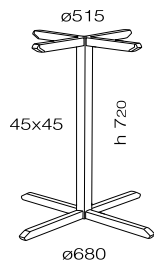


## SLIM X

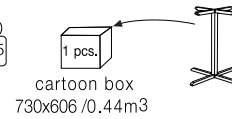
www.papatya.com.tr



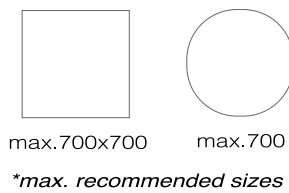
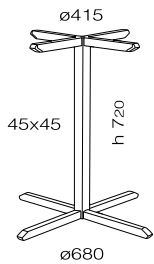
### 680x680 Table base



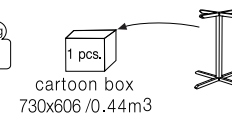
(kg)  
6.15



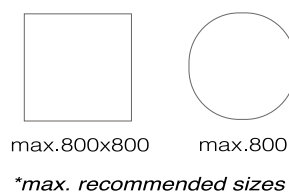
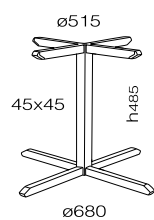
### 680x680 Table base



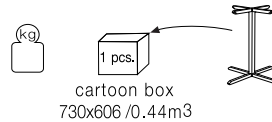
(kg)



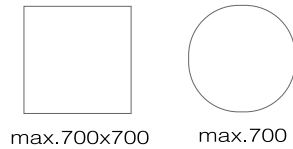
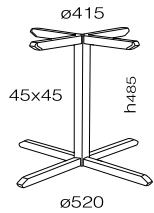
### 680x680 Side table base



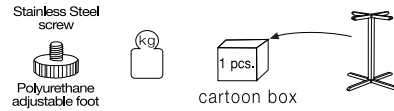
(kg)



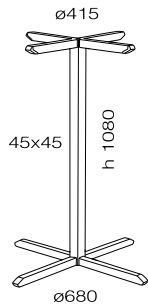
### 520x520 Side table base



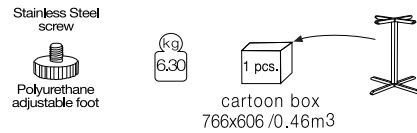
*\*max. recommended sizes*



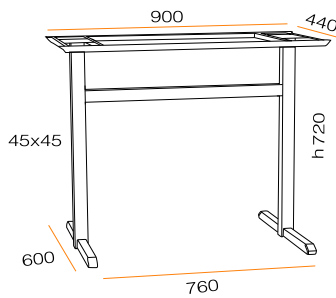
### 680x680 Bar table base



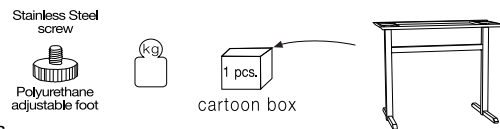
*\*max. recommended sizes*



### 6000x7900 Table base



*\*max. recommended sizes*



### Material

#### Base

















30x30x2mm powder coated steel profile  
strengthened against rusting and scratches with cathaphoresis application

#### Column

45x45 powder coted steel profile, strengthened against rusting and scratches with cathaphoresis application

### Available Colours

---

-   **101 White Powder Coated (mat)**
-   **102 Black Powder Coated (mat)**
-   **103 Anthracite Powder Coated (mat)**
-   **104 Taupe Powder Coated (mat)**
-   **111 Brick Red Powder Coated (mat)**
-   **112 Green Powder Coated (mat)**
-   **110 Yellow Powder Coated (mat)**
-   **115 Grey Powder Coated (mat)**

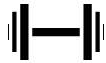
### Cleaning & Maintenance

---

Should be cleaned with detergent and a soft damp cloth. Should not be cleaned with abrasive chemicals.  
No periodic maintenance required.

### Certification, labels, warranty

---



High level outdoor  
Resistance



Corrosion Resistant



2 Years  
Warranty



Cataphoresis  
Coating

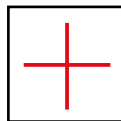
### Recommended Base Position

---

We always recommend that for the center base you attach the base to the top so the legs follow the diagonal of the top. If you choose to fix your tops to the base with the legs in cross direction, you need to use one size smaller bases than recommended for square tops otherwise the legs will be wider than the top



correct



incorrect

## SLIM X TABLE BASE

[www.papatya.com.tr](http://www.papatya.com.tr)

### Packaging

①



②



③



## SLIM X TABLE


[www.papatya.com.tr](http://www.papatya.com.tr)

### Packaging

①



②



③

